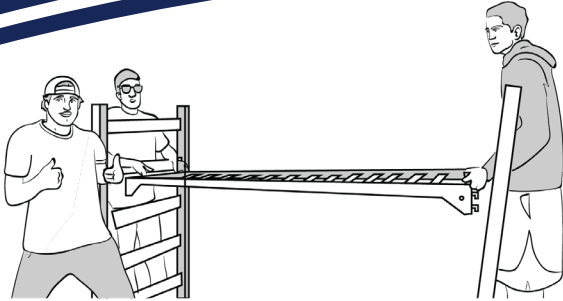


How to:

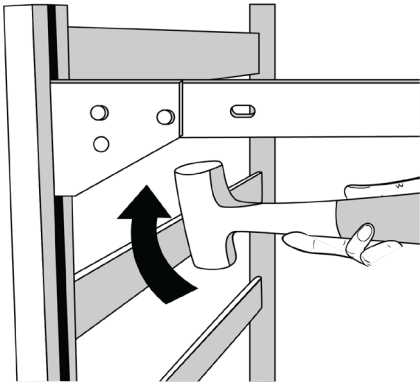
ADJUST YOUR BED

the right way



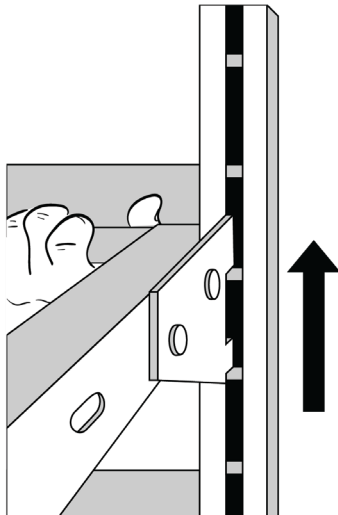
1. A two person job!

Go find a friend or two to lend a hand. One person will stand at each end of the bed to adjust both ends of the frame at the same time.



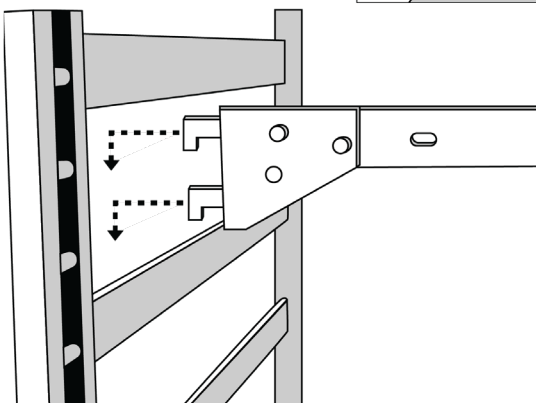
2. Use a rubber mallet!

Rubber mallets are available at the front desk. Knock the frame, from the bottom corner, upward



3. Lift off!

Pull the metal bed frame up and away from the wooden bed end.



4. Reset!

Set the frame at the height that leaves two bed end pegs showing above the bed frame.

Make sure all eight hooks of the metal bed frame fully lock into the pegs of the bed end.