

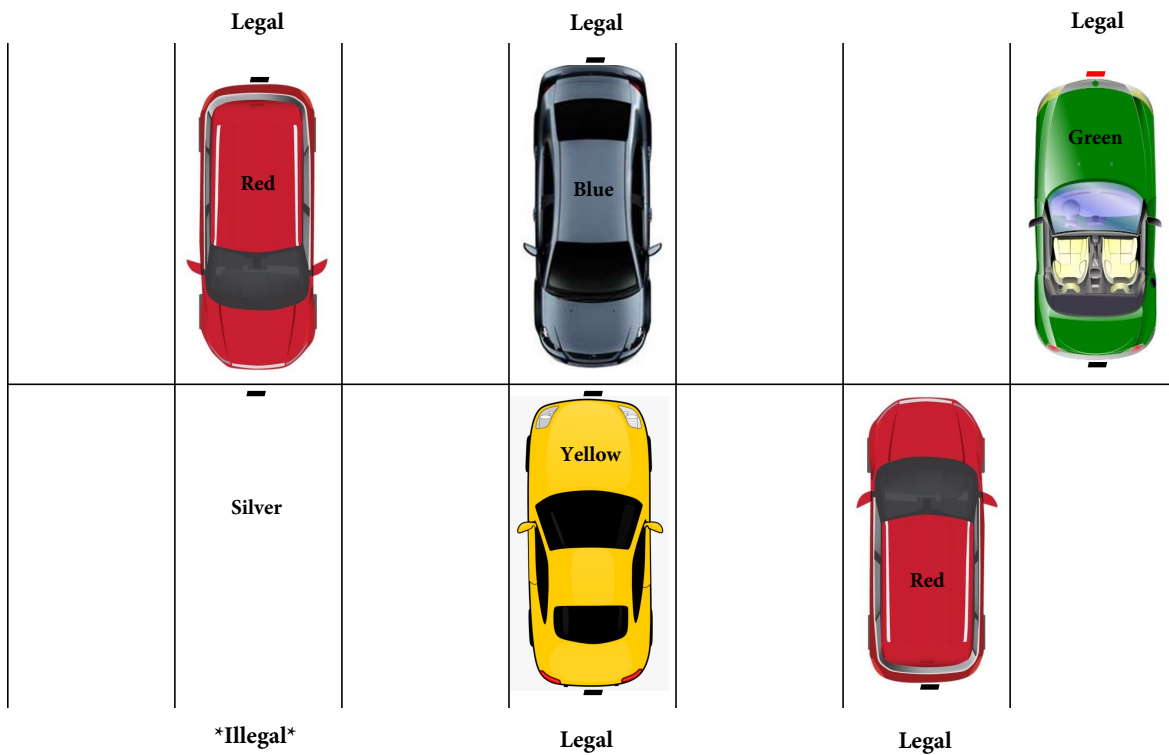


# Parking Diagram

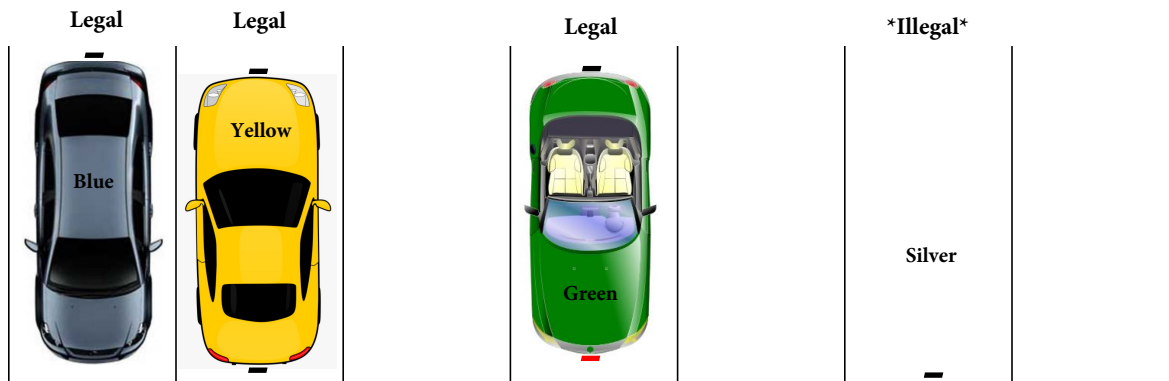
## Legend:

-  state-issued license plate
-  UTS-issued supplemental front parking plate

<--- Parking Lot Drive Aisle --->



<--- Parking Lot Drive Aisle --->



## Follow These Rules to Avoid Parking Citations and Fines

In the parking lot diagram above, the blue and red vehicles lack front license plates. They are parked legally because they have driven forward into their parking spaces and have parked front first with their rear license plates facing and clearly visible from the parking lot drive aisle immediately adjacent to their parking spaces.

The silver vehicles also lack front license plates. They are parked illegally because their drivers backed into their parking spaces, and as a result, their license plates do not face and are not clearly visible from the parking lot drive aisle immediately adjacent to their parking spaces. The drivers of the silver vehicles have committed the **"Failure to Properly Display a Valid Permit"** parking citation and are subject to a \$50 fine.

The driver of the green vehicle also only has a rear license plate but and has obtained from University Transit Services and mounted to the front of her convertible a UTS-issued supplemental front parking plate. This allows her to legally back into and park rear first or to drive into and park front first in a parking space.

The yellow vehicles are registered in a state that requires both front and rear license plates which are mounted to these vehicles. Thus, like the green vehicles, the yellow vehicles may legally park by either driving forward into and parking front first or backing into and parking rear first in their parking spaces.