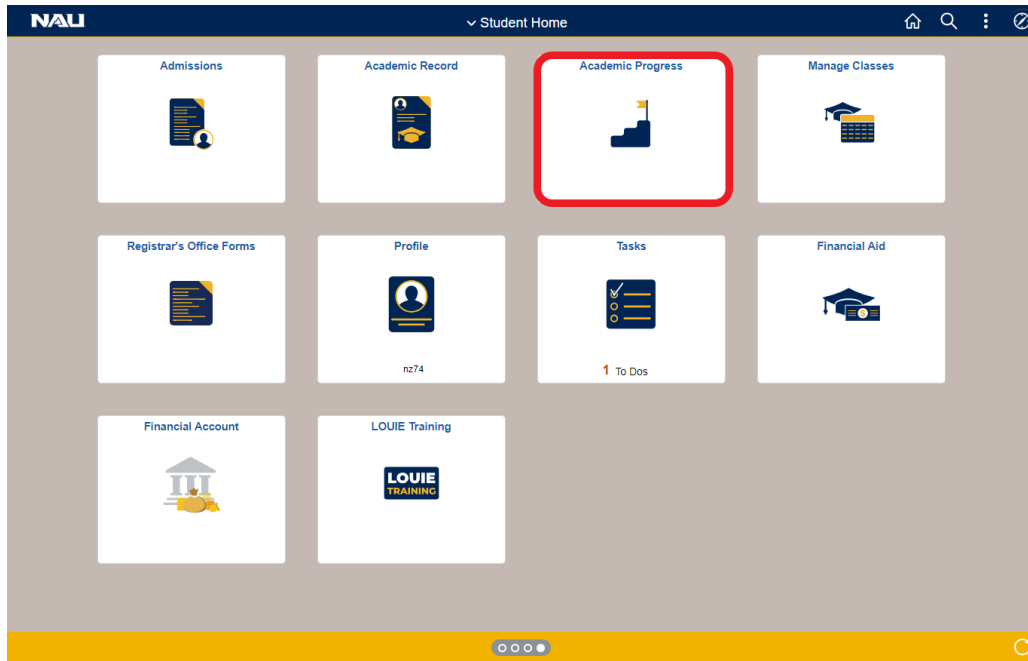


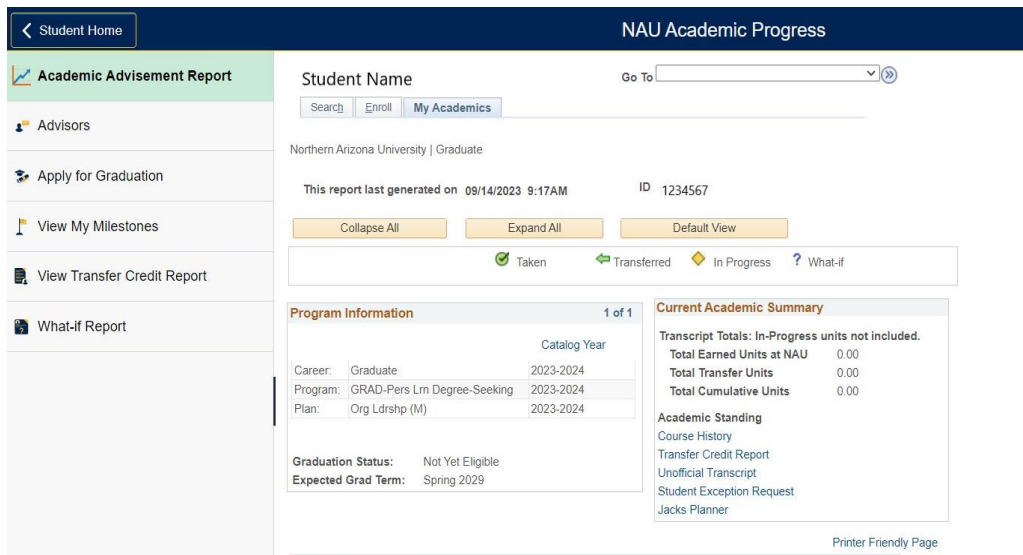
Student Guide to Reading Your Graduate Academic Advisement Report (Graduate AAR)

Note: This guide is only intended for students in a first-wave program graduating in Fall 2024 or beyond. Please ignore your Graduate AAR if you are in a first-wave program graduating before Fall 2024, or if you are not in a first-wave program. View list of first-wave programs on [NAU's Graduate AAR webpage](#).

1. On [LOUIE](#), select **Academic Progress**.



2. Your **Academic Advisement Report** will populate.



3. Verify that your **Program Information** and **Current Academic Summary** is correct, including your plan/subplan, catalog year, and cumulative GPA.

| Program Information | | | 1 of 1 | |
|----------------------------|------------------------|--------------|--------|--|
| | | Catalog Year | | |
| Career: | Graduate | 2018-2019 | | |
| Program: | GRAD-Degree Seeking | 2018-2019 | | |
| Plan: | Org Ldrshp (M) | 2018-2019 | | |
| Subplan: | Project Management Emp | 2018-2019 | | |
| Graduation Status: | Eligible | | | |
| Expected Grad Term: | Summer 2024 | | | |



| Current Academic Summary | |
|--|------------------------|
| Transcript Totals: In-Progress units not included. | |
| Total Earned Units at NAU | 24.00 |
| Total Transfer Units | 0.00 |
| Total Cumulative Units | 24.00 |
| Cumulative GPA: | 3.50 |
| Academic Standing | Good Academic Standing |
| Course History | |
| Transfer Credit Report | |
| Unofficial Transcript | |
| Student Exception Request | |
| Jacks Planner | |

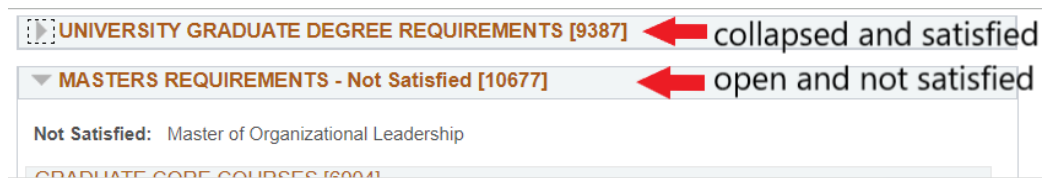
4. Review the remaining sections on your AAR, keeping in mind the following:
 - a. The AAR consists of three types of components: Requirement Groups, Rows, and Lines.
 - i. **Requirement Groups** are the largest sections found in the AAR and appear in **BROWN, BOLDED, ALL CAPS FONT.**

| | |
|---|-------------------|
| ▶ UNIVERSITY GRADUATE DEGREE REQUIREMENTS [9387] | Requirement Group |
| ▶ GRADUATE REQUIREMENTS [9788] | Requirement Group |
| ▶ COURSEWORK NOT SATISFYING A DEGREE REQUIREMENT [8084] | Requirement Group |

- ii. Each Requirement Group is comprised of one or more **Rows**, which appear in **BROWN, NON-BOLDED, ALL CAPS FONT.** Each Row is also comprised of one or more **Lines**, which appear in **blue title case font.**
- iii. In the following example, the Requirement Group is comprised of two Rows, with the first Row comprising of five Lines and the second Row comprising of one Line.

| GRADUATE REQUIREMENTS [9788] | Requirement Group |
|---|-------------------|
| Satisfied: English - Professional Writing, Master of Arts | |
| REQUIREMENT [6358] | Row |
| Satisfied: - | |
| ▶ Select one of the following courses (3 units) | Line |
| ▶ Select one of the following courses (3 units) | Line |
| ▶ Select one of the following courses (3 units) | Line |
| ▶ ENG 526 | Line |
| ▶ Complete an additional 21 units of electives | Line |
| GPA REQUIREMENT [6360] | Row |
| Satisfied: - | |
| ▶ * Verify minimum 3.0 GPA in degree requirements | Line |

- b. The AAR for a brand-new student will be fully open.
 - i. Each Requirement Group, Row, and Line will be expanded, showing all requirements that need to be completed with a “**Not Satisfied: -**” notation.
- c. The Requirement Groups, Rows, and Lines will automatically collapse as you enroll in and complete courses, with a “**Satisfied: -**” notation.
 - i. A green circle with a checkmark indicates that you have completed the course with a satisfactory grade.
 - 
 - ii. A yellow diamond indicates that you are enrolled in the course but have not yet completed the course. If you do not receive a satisfactory grade, the Requirement Group/Row/Line will automatically expand again with the “**Not Satisfied: -**” notation, and the course will move to the “**Coursework Not Satisfying a Degree Requirement**” Requirement Group.
 - 
- d. To graduate, your AAR must be fully collapsed by end of their graduation term, with no Requirement Group, Row, or Line showing as “**Not Satisfied: -**”.



- 5. If there are any discrepancies, please reach out to your advisor for assistance. Certain situations, such as course substitutions, require manual updates to the AAR.
- 6. If there are no discrepancies, continue monitoring your AAR periodically to ensure that you remain on track to graduate. Your degree cannot be awarded if any sections of your AAR are not satisfied.